



黄冈小状元 作业本

在线课堂

- ◎ 在线词语听写
- ◎ 在线名著伴读积累



扫码获取答案 整本书阅读课堂

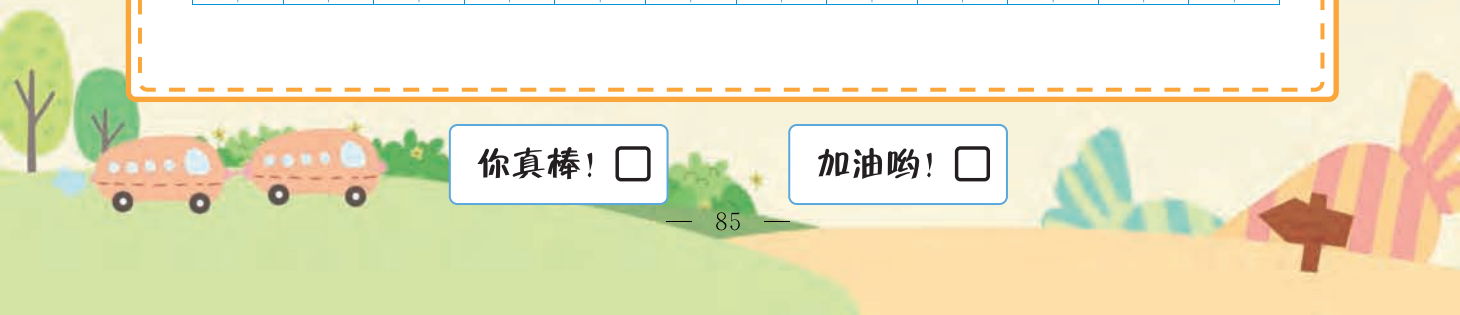

三年级语文（上）R





The image displays a grid of 28 empty 2x2 tables, organized into 7 rows and 4 columns. Each table is designed for multiplication practice, featuring a solid border and dashed lines that divide the interior into four quadrants. The tables are arranged in a regular pattern, with the last row containing only the first three tables, leaving the fourth column empty.

加油哟！ ☐





今天我读了《 》 阅读时长：

优美词语

This image shows a handwriting practice sheet. It consists of four rows of boxes. Each box is divided into three horizontal sections by dashed lines, providing a guide for letter height and placement. The boxes are arranged in a grid, with 15 boxes per row. The first row is labeled 'A' in the top-left box, the second row is labeled 'B', the third row is labeled 'C', and the fourth row is labeled 'D'. The boxes are empty, ready for practice.

精彩句段

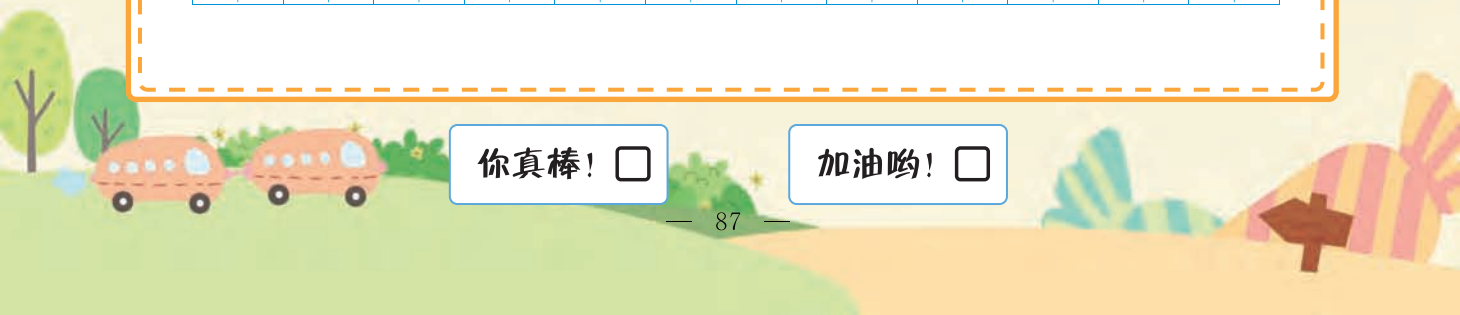

感受分享

加油哟！ ☐



A grid of 20 empty boxes for writing numbers, arranged in 5 rows and 4 columns. Each box is divided into four quadrants by a dashed horizontal line and a dashed vertical line.

加油哟！ ☐





日期： 月 日

优美词语

This image shows a handwriting practice sheet with four rows of primary-ruled lines. Each row is defined by a solid top line, a dashed midline, and a solid bottom line. Vertical solid lines divide the rows into 15 equal-width columns, providing a grid for practicing letter formation and alignment.

精彩句段



感受分享

加油哟！ ☐



The image shows a handwriting practice grid. It consists of 7 rows and 4 columns of boxes. Each box is divided into four quadrants by a vertical dashed line and a horizontal dashed line. The boxes are arranged in a grid that is 7 rows high and 4 columns wide. The first three rows have 4 boxes each. The fourth row has 3 boxes. The fifth row has 2 boxes. The sixth row has 1 box. The seventh row has 1 box.

加油哟！ ☐





日期： 月 日

优美词语

A handwriting practice sheet featuring four horizontal rows of primary-ruled lines. Each row is defined by a solid top line, a dashed midline, and a solid bottom line. The rows are separated by white space, providing a structured area for practicing letter formation and alignment.

精彩句段

感受分享

加油哟！ ☐



扫码报听写



听力训练 4

词语听写

订正栏

你真棒! ☐

加油哟! ☐



日期： 月 日

今天我读了《 》 阅读时长：

优美词语

The image displays four rows of handwriting practice paper. Each row is composed of 15 identical boxes. Each box is further divided into three horizontal sections by dashed lines: the top section is for uppercase letters, the middle section is for lowercase letters, and the bottom section is for punctuation or numbers. The entire sheet is designed to help students practice letter formation and alignment.

精彩句段

感受分享

你真棒！ ☐

加油哟！ ☐





扫码报听写



听力训练 5

词语听写

订正栏

你真棒! ☐

加油哟! ☐



名著朗读音频



阅读积累 · 第 5 站

日期：__月__日

今天我读了《_____》 阅读时长：_____

优美词语

精彩句段

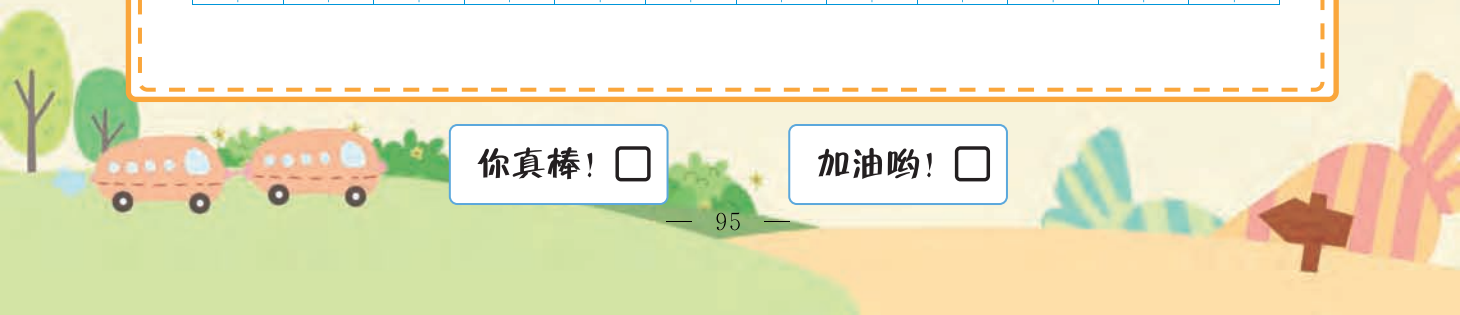

感受分享

你真棒！ ☐

加油哟！ ☐



加油哟！ ☐





名著朗读音频



阅读积累 · 第 6 站

日期：____月____日

今天我读了《_____》 阅读时长：_____

优美词语

精彩句段

感受分享

你真棒！ ☐

加油哟！ ☐



A grid of 20 empty boxes for writing numbers, arranged in 5 rows and 4 columns. Each box is divided into four quadrants by a horizontal and vertical dashed line.

加油哟！ ☐



日期： 月 日

优美词语

The image displays four horizontal rows of handwriting practice paper. Each row is composed of 12 equal-width rectangular boxes. Within each box, there is a solid top line, a dashed midline, and a solid bottom line, providing a guide for letter height and placement. The rows are arranged vertically, separated by small gaps.

精彩句段

感受分享

加油哟！ ☐



A grid of 20 empty 2x2 tables for multiplication practice, arranged in 5 rows and 4 columns. Each table has dashed lines for the middle row and middle column.

加油哟！ ☐



名著朗读音频



阅读积累 · 第 8 站

日期：____月____日

今天我读了《_____》 阅读时长：_____

优美词语

精彩句段

感受分享

你真棒！ ☐

加油哟！ ☐





A handwriting practice sheet featuring a grid of boxes. Each box is designed for a single character and is divided into four quadrants by a vertical dashed line and a horizontal dashed line. The grid is organized as follows:

- Row 1: 5 boxes
- Row 2: 5 boxes
- Row 3: 5 boxes
- Row 4: 5 boxes
- Row 5: 4 boxes

The boxes are arranged in a 5x5 grid, with the last row containing one fewer box than the others. Each box is a square with a solid blue border, a vertical dashed line down the center, and a horizontal dashed line across the middle.

加油哟！ ☐





日期： 月 日

今天我读了《 》 阅读时长：

优美词语

The image shows four rows of handwriting practice paper. Each row consists of 15 boxes. Each box is divided into three horizontal sections: a top section for uppercase letters, a middle section for lowercase letters, and a bottom section for punctuation or numbers. The boxes are arranged in a grid with dashed lines for writing guides.


精彩句段

感受分享

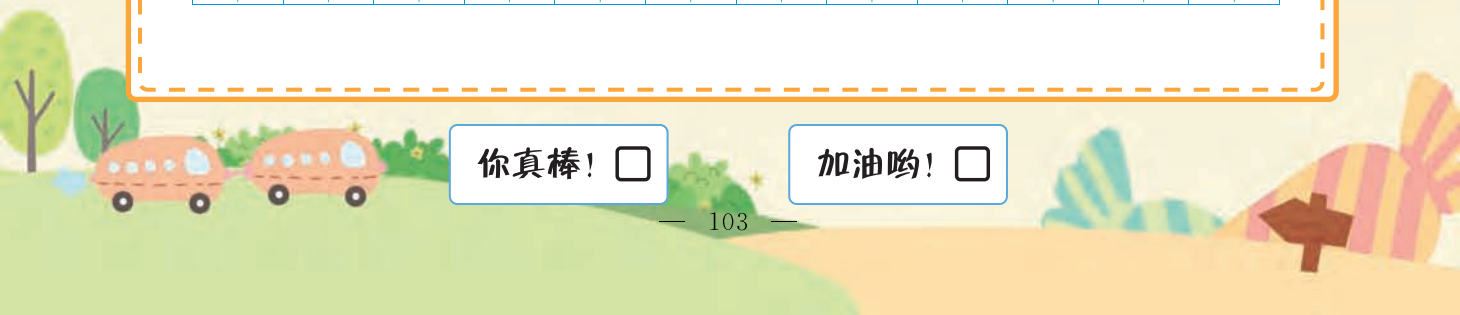

你真棒！ ☐

加油哟! ☐

The image displays a grid of 20 empty handwriting practice boxes, arranged in 5 rows and 4 columns. Each box is a square divided into four quadrants by dashed lines, with a solid blue border. The boxes are intended for practicing letter formation and alignment.



加油哟！ ☐





今天我读了《 》 阅读时长：

优美词语

精彩句段

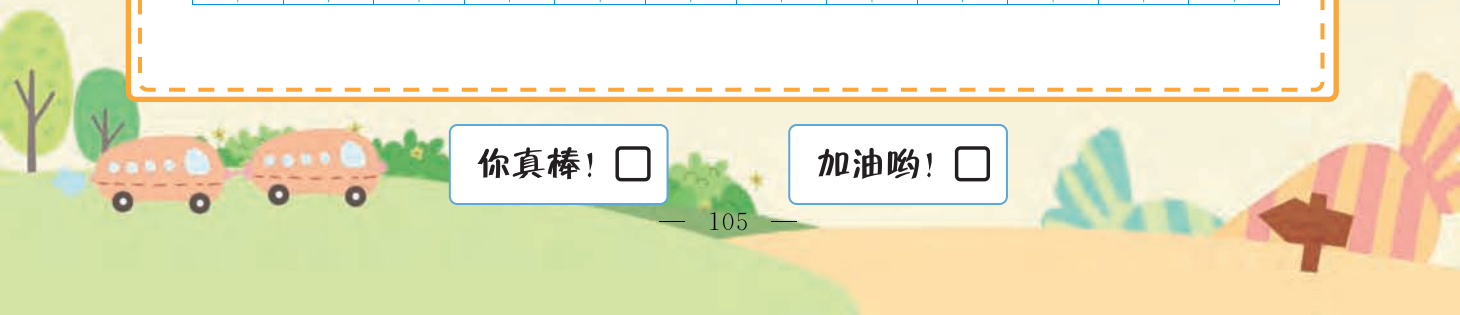

感受分享

加油哟! ☐



The image displays a handwriting practice grid consisting of 28 identical boxes arranged in 7 rows and 4 columns. Each box is designed to help with letter formation and alignment. It is divided into four equal quadrants by a vertical dashed line and a horizontal dashed line that intersect at the center. The solid blue lines form the outer border of each box, while the dashed lines are internal guides. The grid is intended for practicing the placement and size of letters within a defined space.

加油哟！ ☐





今天我读了《 》 阅读时长：

优美词语

The image displays four rows of handwriting practice paper. Each row is composed of 15 identical boxes. Each box is further divided into three horizontal sections by dashed lines: the top section is for uppercase letters, the middle section is for lowercase letters, and the bottom section is for punctuation or numbers. The entire sheet is designed to help students practice letter formation and alignment.

精彩句段

感受分享

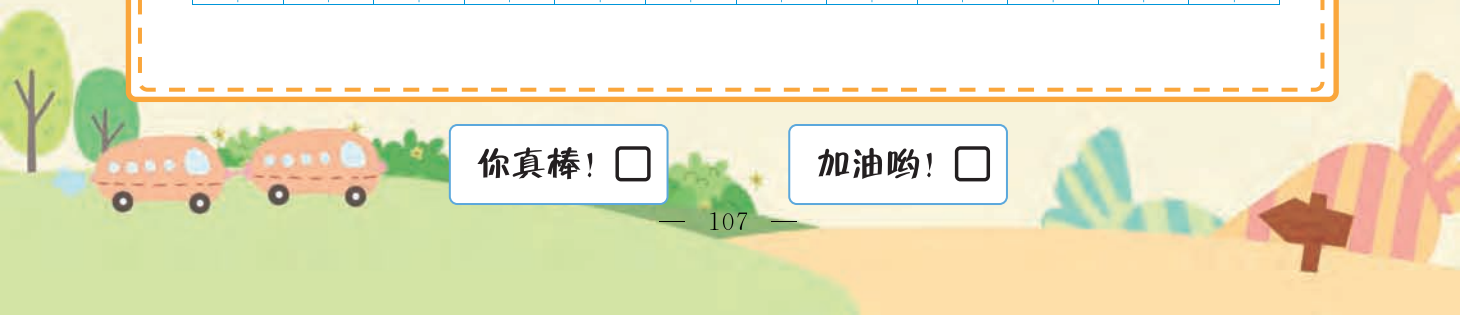

加油哟! ☐



A grid of 30 empty boxes for writing numbers, arranged in 6 rows and 5 columns. Each box is divided into four quadrants by a dashed horizontal line and a dashed vertical line.

Handwriting practice paper with two rows of 15 boxes each. Each box is divided into four quadrants by a vertical dashed line and a horizontal dashed line.

加油哟！ ☐





名著朗读音频



阅读积累 · 第 12 站

日期：____月____日

今天我读了《_____》 阅读时长：_____

优美词语

精彩句段

感受分享


你真棒！ ☐

加油哟！ ☐



A grid of 20 empty 2x2 tables for multiplication practice, arranged in 5 rows and 4 columns. Each table has a solid blue border and dashed blue lines for the internal grid.

加油哟! ☐





日期： 月 日

今天我读了《 》 阅读时长：

优美词语

The image displays four rows of handwriting practice paper. Each row is composed of 15 identical boxes. Each box is further divided into three horizontal sections by dashed lines: the top section is for uppercase letters, the middle section is for lowercase letters, and the bottom section is for punctuation or numbers. The boxes are arranged in a grid with dashed lines for writing guides.

精彩句段

感受分享

你真棒！ ☐

加油哟! ☐

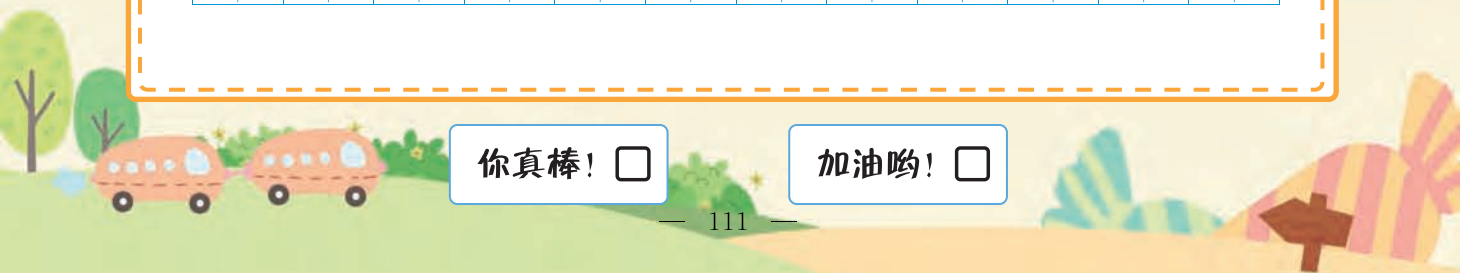
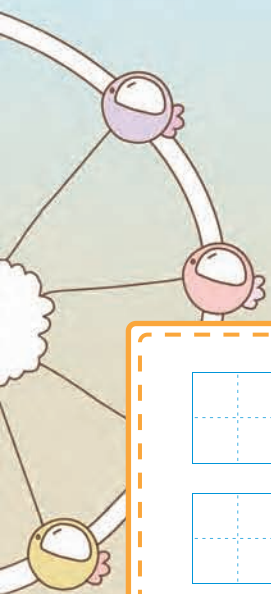




A grid of 20 empty 2x2 boxes arranged in 5 rows and 4 columns. Each box contains a dashed crosshair for dot marking.

Handwriting practice paper with two rows of 15 boxes each. Each box is divided into three horizontal sections: a top section for uppercase letters, a middle section for lowercase letters, and a bottom section for numbers.

加油哟！ ☐





今天我读了《 》 阅读时长：

优美词语

This image shows a handwriting practice sheet. It consists of four rows of boxes. Each box is divided into three horizontal sections by dashed lines, providing a guide for letter height and placement. The boxes are arranged in a grid, with 15 boxes per row and 4 rows in total.

精彩句段

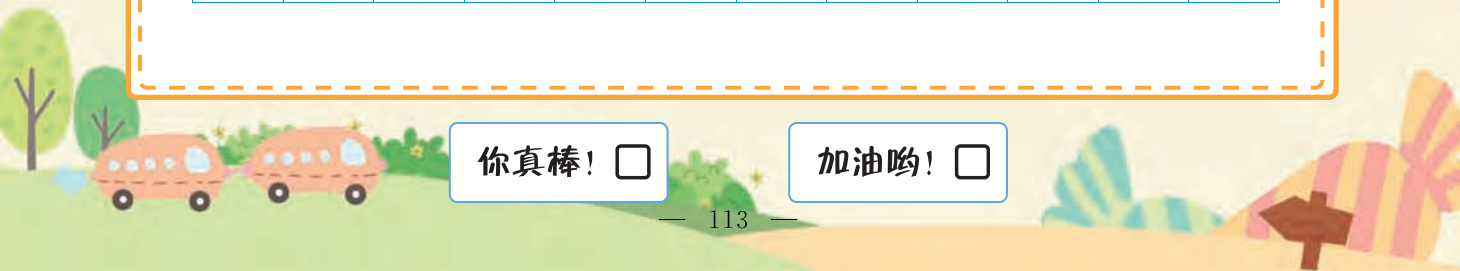

感受分享

加油哟！ ☐



A grid of 20 empty boxes for writing numbers, arranged in 5 rows and 4 columns. Each box is divided into four quadrants by a horizontal and vertical dashed line.

加油哟！ ☐





今天我读了《 》 阅读时长：

优美词语

This image shows a handwriting practice sheet. It consists of four rows of boxes. Each box is divided into three horizontal sections by dashed lines, providing a guide for letter height and placement. The boxes are arranged in a grid, with 15 boxes per row. The first row is labeled 'A' in the top-left corner. The second row is labeled 'B' in the top-left corner. The third row is labeled 'C' in the top-left corner. The fourth row is labeled 'D' in the top-left corner. The boxes are empty, ready for practice.

精彩句段

感受分享

加油哟！ ☐



扫码报听写



听力训练 16

词语听写

订正栏

你真棒! ☐

加油哟! ☐



日期： 月 日

优美词语

This image shows a handwriting practice sheet. It consists of four rows of boxes. Each box is divided into three horizontal sections by dashed lines, providing a guide for letter height and placement. The boxes are arranged in a grid, with 15 boxes per row. The first row is labeled 'A' in the top-left corner. The second row is labeled 'B' in the top-left corner. The third row is labeled 'C' in the top-left corner. The fourth row is labeled 'D' in the top-left corner. The boxes are intended for practicing the formation of these letters.

精彩句段

感受分享

加油哟! ☐

