

深圳

一年级英语 上 最新修订

同步作业类

主编 万志勇

网小状元 黄作业本



扫内文二维码**免费**获取听力资源



龍門書局 | 龙门品牌·学子至爱
www.longmenshuj.com

班级

姓名

学号

HN



Module 1 Getting to know you

Unit 1 Hello



Listening Part



听力音频

一、听录音,选出你所听到的句子,将其序号填入题前括号里。

- | | |
|-------------------------|--------------------|
| () 1. A. Hi! | B. Hello! |
| () 2. A. Morning! | B. Good morning! |
| () 3. A. Hello, Danny! | B. Good afternoon! |
| () 4. A. Goodbye! | B. Bye-bye. |
| () 5. A. I'm Tom. | B. I'm Linda. |

二、听录音,根据所听内容用数字给下列人物编号。



Danny
()



Eddie
()


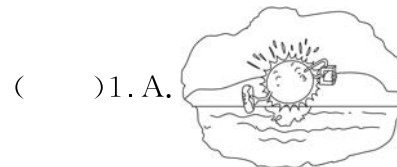


Kitty
()





Alice
()

三、听录音,选择与你所听到的内容相符的图片,将其序号填入题前括号里。



四、听录音,判断下列图片与你所听到的内容是否相符,相符的打“√”,不相符的打“×”。



Writing Part

一、看图,判断下列句子与图片是否相符,相符的打“√”,不相符的打“×”。

() 1. Hello! I'm Alice.



() 2. Good afternoon.



() 3. Goodbye.



二、读句子,选择相应的图片,将其序号填入题前括号里。

() 1. Goodbye.




B.





() 2. Good afternoon.



B.




() 3. Hi! I'm Kitty.




() 4. Good morning.



三、选择合适的句子补全对话,将其序号填在横线上。



1.



2.



3.



4.

A. Good morning!

B. Goodbye!

C. Hi! I'm Eddie.

D. Good afternoon!



Unit 2 My classmates




Listening Part



听力音频

一、听录音,用数字给下列图片排序。



二、听录音,选择你所听到的短语或句子,将其序号填入题前括号里。

- () 1. A. a book B. a pencil
() 2. A. a ruler B. a rubber
() 3. A. How nice! B. Thank you.
() 4. A. Give me a book. B. Give me a pencil.

三、听录音,小朋友们在介绍自己看到或拥有的学习用品,用“√”勾出来。

Eddie				

续表

Kitty				
Ann				
Danny				
Alice				
Tom				

四、听录音,判断下列图片与你所听到的内容是否相符,相符的打“√”,不相符的打“×”。

1. () 2. () 3. ()
4. () 5. () 6. ()

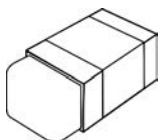


Writing Part

一、将下列单词与相应的图片连线。

1. ruler

A.



2. book

B.



3. rubber

C.



4. pencil

D.



二、看图,判断下列句子与图片是否相符,相符的打“√”,不相符的打“×”。

() 1. How nice!



() 2. Good afternoon.

() 3. Give me a book, please.

三、选择与图片对应的句子,将其序号填入题前括号里。

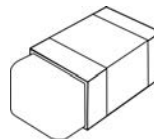
() 1. A. Give me a ruler, please.

B. Give me a rubber, please.



() 2. A. A pencil!

B. A rubber!



() 3. A. Good morning, Alice.

B. Good afternoon, Alice.



四、选择句子完成对话,将其序号填在横线上。

A: Good morning, Wang Fan.

B: 1. _____

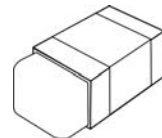
A: Give me a pencil, please.

B: 2. _____

A: Thank you.

A. Here you are.

B. Good morning, Li Ping.





Unit 3 My face



Listening Part

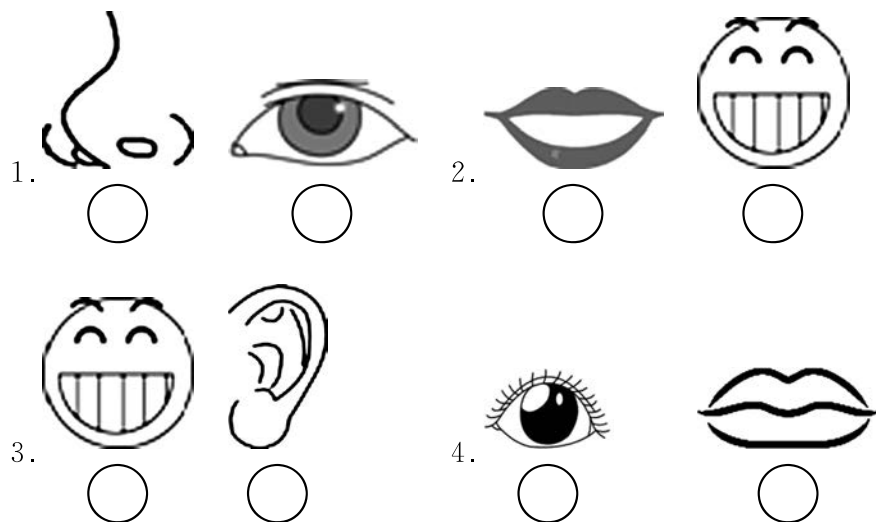


听力音频

一、听录音,用数字给下列图片排序。



二、听录音,在正确的图片下面打“√”。



三、听录音,判断下列图片与你所听到的内容是否相符,相符的打“√”,不相符的打“×”。



1. ()



2. ()



3. ()



4. ()

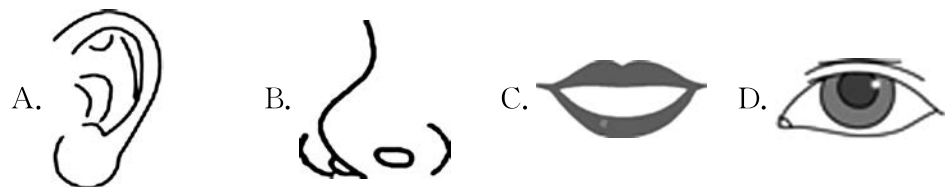


5. ()

四、听录音,选择你所听到的句子,将其序号填入题前括号里。

- () 1. A. This is my face.
B. This is my nose.
- () 2. A. Look! This is your ear.
B. Look! This is your eye.
- () 3. A. Touch your ear.
B. Touch your mouth.
- () 4. A. Touch your eye.
B. Touch your face.

五、听录音，下面的小朋友分别在介绍自己的哪一个身体部位？用线连一连。



二、根据图片圈出正确的单词。

1. This is my (face/ nose).

2. This is my (ear/ eye).

3. This is (your mouth/ my mouth).



三、看图，判断下列句子与图片是否相符，相符的打“√”，不相符的打“×”。

() 1. Look! This is my mouth.

() 2. I have big ears.


() 3. Hello! I'm Eddie.

() 4. Touch your face.



Writing Part

一、请给下面小丑的身体部位标上对应的序号。



A. eye B. mouth C. nose D. ear E. face



Revision 1



Listening Part



听力音频

一、听录音,选出正确的图片,在括号里打“√”。

1. A.



()

B.



()

2. A.



()

B.



()

3. A.



()

B.



()

4. A.



()

B.



()

5. A.



()

B.



()

6. A.



()

B.



()

二、小朋友们需要什么? 听录音,圈出每个人想要的东西。



1.

A.



B.



C.



D.

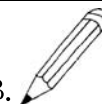


2.

A.



B.



C.



D.



3.

A.



B.



C.



D.



4.

A.



B.



C.



D.




三、小动物们在介绍自己的五官。听录音,它们说的和指的相符吗? 相符的画😊,不相符的画😞。



1.



2.



3.



4.



5.




四、小朋友们在说什么? 听录音, 根据你所听到的内容顺序, 用 1、2、

3……给图片排序。



五、听录音, 判断下列图片是否正确, 正确的打“√”, 错误的打“×”。



六、听录音, 根据你所听到的内容选出正确的图片。

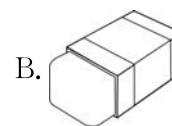
() 1. Good _____!




() 2. Give me a _____, please.



() 3. This is my _____.



() 4. I have a big _____.



七、听录音, 选择正确的答语, 在括号里打“√”。


() A. Good morning!

() B. Hello, Long Yiming!

I'm Pingping.

() A. Thank you!

() B. Good afternoon!



Long Yiming Pingping





- () A. Nice to meet you.
() B. Good afternoon.

3.



- () A. How nice!
() B. Good afternoon.

4.



Writing Part

一、判断下列单词与图片是否相符,相符的打“√”,不相符的打“×”。

() 1. nose



() 2. eye



() 3. pencil



() 4. eye



() 5. book



() 6. afternoon



() 7. morning



() 8. rubber



二、读句子,选择相应的图片,将其序号填入题前括号里。

() 1. Good afternoon!

A.




B.




() 2. Give me a ruler, please.

A.



B.



() 3. This is my ear.



A.



B.



() 4. Hello! I'm Kitty.




三、看一看,读一读。把相应的图片和句子用线连起来。

1. This is my mouth.



2. —Good morning!

—Good morning!



3. —Give me a pencil, please.

—Here you are.




4. —Goodbye.

—Goodbye.



四、选择合适的句子补全对话,将其序号填在横线上。



A. This is my face.

B. Give me a rubber, please.

C. Hello! I'm Mr Wang.

D. Good afternoon, Kitty.



Module 2 My family, my friends and me

Unit 4 I can sing





Listening Part




听力音频




一、听录音,用数字给下列图片排序。



二、听录音,判断下列图片与你所听到的内容是否相符,相符的打“√”,不相符的打“×”。



三、听录音,根据你所听到的内容连线。






A. draw

B. dance

C. read

D. sing

四、听录音,选择与你所听到的内容相符的图片,将其序号填入题前括号里。



五、听录音,选择你所听到的句子,将其序号填入题前括号里。

() 1. A. I can read.

B. I can sing.

() 2. A. I can draw a flower.

B. I can draw a house.


() 3. A. What can you do, Eddie?

B. What can you do, Danny?

Writing Part

一、看图,判断下列句子与图片是否相符,相符的打“√”,不相符的打“×”。

() 1. Look! I can draw.



() 2. I can dance.




() 3. I can sing.



二、读句子,选出相应的图片,将其序号填入题前括号里。


() 1. I can dance.



() 2. I can draw.



() 3. I can read.



三、看图,根据图片完成句子,将答案序号写在横线上。

A. sing B. draw C. read D. dance

1. —What can you do?

—I can _____.



2. —What can you do?

—I can _____.



3. —What can you do?

—I can _____.



4. —What can you do?

—I can _____.



—Who is she? —She's my grandmother. —她是谁? —她是我的奶奶。

Module 2



Unit 5 My family


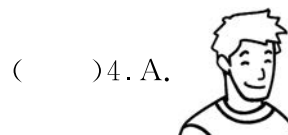



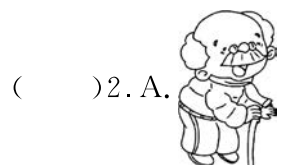



Listening Part



听力音频


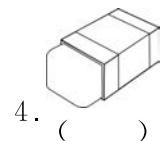
一、听录音,选择与你所听到的内容相符的图片,将其序号填入题前括号里。



二、听录音,用数字给下列图片排序。



三、听录音,判断下列图片与你所听到的内容是否相符,相符的打“√”,不相符的打“×”。



四、听录音,选择你所听到的句子,将其序号填入题前括号里。

- () 1. A. This is my father.
B. This is my grandfather.
- () 2. A. She is my mother.
B. She is my grandmother.
- () 3. A. Who is she?
B. Who is he?
- () 4. A. Is he Danny?
B. Is she Kitty?



Writing Part

一、看图选单词,将正确答案的序号填入相应的圆圈内。

- A. mother B. grandfather C. me
D. father E. grandmother



二、看图,判断下列句子与图片是否相符,相符的打“√”,不相符的打“×”。

1. This is my father.




2. She is my grandmother.



—Is she Alice? —Yes, she's Alice. —她是爱丽丝吗? —是的,她是爱丽丝。

3. She is Miss Li.



4. This is my mother.



三、看图,根据图片完成对话,将其序号写在横线上。

- A. grandmother B. brother
C. mother D. grandfather

1. —Hi, Tom. Is she your sister?

—No. She is my _____.



2. —Hello, Eddie. Is he your _____?

—Yes.



3. —Hi, Alice. Is she your _____?

—Yes.



4. —Hello, Kitty. Is he your father?

—No. He is my _____.





Unit 6 My friends



Listening Part



听力音频

一、听录音,用数字给下列图片排序。



二、听录音,根据你所听到的内容连线。




A. tall

B. short

C. thin

D. fat

三、听录音,在与你所听到的内容相符的图片旁打“√”。



四、听录音,Ann 正在介绍她的家人,请在相应的人物特征下打“√”。

	tall	short	fat	thin

五、听录音,判断下列图片与你所听到的内容是否相符,相符的打“√”,不相符的打“×”。





Writing Part

一、读一读,将序号填在相应图片下。

A. tall B. short C. thin D. fat



1.

()



2.

()



3.

()



4.

()

二、根据描述连一连。

1. He's tall. He can read.



A.

2. She's thin. She can dance.



B.

3. He's fat. He can sing.



C.

4. He's short. He can draw.



D.

三、根据图片为下列句子圈出合适的单词。

1. This is my father. He is (tall/ short).



2. She is my classmate. She is (fat/ thin).



3. He is my friend. He is (short/ tall).



4. This is Tim. He is (thin/ fat).



四、看图,判断下列句子与图片是否相符,相符的打“√”,不相符的打“×”。

1. She is fat.




2. She is thin.



3. She is tall and thin.



4. He is short and fat.





Revision 2



Listening Part





听力音频




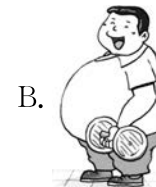
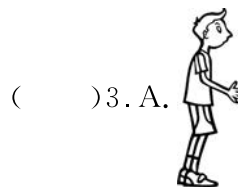

一、听录音,选出你所听到的单词,将其序号填入题前括号里。

- () 1. A. fat B. thin C. tall
- () 2. A. sing B. dance C. draw
- () 3. A. father B. mother C. grandfather
- () 4. A. girl B. boy C. grandmother
- () 5. A. he B. who C. she

二、听录音,用数字给下列图片排序。



三、听录音,选择与你所听到的内容相符的图片,将其序号填入题前括号里。



四、听录音, 判断下列句子与你所听到的内容是否相符, 相符的打“√”,


不相符的打“×”。

- () 1. I can read.
 () 2. This is my father.
 () 3. She is my grandmother.
 () 4. Look! This is Ben. He's tall.
 () 5. This is Alice. She's fat.

五、听录音, 根据你所听到的内容连线。



A. tall



B. thin



C. short



D. fat





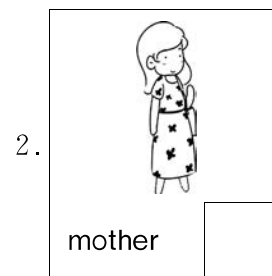



六、听录音, 选择你所听到的句子, 将其序号填入题前括号里。

- () 1. A. This is my brother. B. This is my mother.
 () 2. A. I can read. B. I can sing.
 () 3. A. She is my sister. B. She is my mother.
 () 4. A. She's short. B. He's thin.
 () 5. A. She can dance. B. She can draw.




一、判断下列图片与单词是否相符, 相符的打“√”, 不相符的打“×”。






二、读句子,选择相应的图片,将其序号填入题前括号里。

() 1. This is my grandfather.




() 2. She's my friend. She's fat.




() 3. This is Bob. He can sing.



() 4. I can read.



三、根据图片圈出合适的单词。



She's (short/ tall).




I can (draw/ sing).



This is my (father/ grandfather).



He can (read/ dance).



This is Dan. He's (fat/ thin).

四、看图,判断下列对话或句子与图片是否相符,相符的打“√”,不相符的打“×”。

1.—What can you do?

—I can sing.




2.—Who is she?

—She is my grandmother.



3. This is my friend.

He's fat.




4. She's my mother.

She can dance.



5.—Is she Alice?

—Yes. She's Alice.



五、选择合适的句子补全对话,将其序号填在横线上。


1.

What can you do?



2.


She's my grandmother.



3.

He's short and thin.

Who is he?



A. He's my brother.

B. I can dance.

C. Who is she?

听力材料及参考答案

Module 1 Getting to know you

Unit 1 Hello

[听力部分]

- 一、1. Hello! 2. Good morning! 3. Hello, Danny! 4. Goodbye! 5. I'm Linda.
(1. B 2. B 3. A 4. A 5. B)

- 二、1. Hi! I'm Kitty.
2. Hello! I'm Eddie.
3. Hello! I'm Alice.
4. Hi! I'm Danny.
(4 2 1 3)

- 三、1. Good morning!
2. Goodbye!
3. Hi! I'm Danny.
(1. A 2. B 3. A)

- 四、1. — Hello! — Hi!
2. — Goodbye! — Goodbye!
3. — Hi! I'm Danny. — Hello! I'm Kitty.
4. — Good morning! — Good morning!
(1. ✓ 2. ✓ 3. × 4. ×)

[笔试部分]

- 一、1. ✓ 2. × 3. ×
二、1. B 2. A 3. B 4. A
三、1. C 2. D 3. A 4. B





Unit 2 My classmates

[听力部分]

- 一、1. ruler 2. book 3. pencil 4. rubber
(1 3 2 4)

- 二、1. a pencil 2. a ruler 3. Thank you.
4. Give me a book.
(1. B 2. A 3. B 4. A)

- 三、1. I'm Eddie. I can see a book.
2. I'm Kitty. I can see a ruler.
3. I'm Ann. I can see a pencil.
4. I'm Danny. I can see a ruler and a pencil.
5. I'm Alice. This is my pencil and book.
6. I'm Tom. This is my rubber.

				
Eddie			✓	
Kitty	✓			
Ann		✓		
Danny	✓	✓		
Alice		✓	✓	
Tom				✓

- 四、1. Give me a book, please.
2. Give me a pencil, please.
3. Here you are.
4. Give me a ruler, please.
5. Good afternoon.
6. Give me a rubber, please.
(1. × 2. ✓ 3. ✓ 4. × 5. × 6. ✓)

[笔试部分]

- 一、1. —B 2. —D 3. —A 4. —C
二、1. ✓ 2. × 3. ×
三、1. A 2. B 3. B
四、1. B 2. A

Unit 3 My face

[听力部分]

- 一、1. nose 2. ear 3. eye 4. face 5. mouth
(5 3 1 4 2)

- 二、1. nose 2. face 3. ear 4. mouth



- 三、1. This is my ear. 2. This is my mouth.
3. This is my eye. 4. This is my nose.
5. This is my face.
(1. × 2. ✓ 3. ✓ 4. × 5. ✓)

- 四、1. This is my nose.
2. Look! This is your ear.
3. Touch your mouth.
4. Touch your face.
(1. B 2. A 3. B 4. B)

- 五、1. Kitty: This is my nose.
2. Danny: This is my ear.
3. Eddie: This is my eye.
4. Alice: This is my mouth.
(1. —B 2. —A 3. —D 4. —C)

[笔试部分]






- 一、1. A 2. C 3. B 4. E 5. D

- 二、1. nose 2. ear 3. your mouth
三、1. ✓ 2. × 3. × 4. ✓

Revision 1

[听力部分]

- 一、1. Good morning!
2. Give me a book, please.
3. Hi! I'm Danny.
4. W: Goodbye!
M: Goodbye!
5. This is my mouth.
6. How nice!
(1. B 2. B 3. B 4. A 5. A 6. A)
- 二、1. Taotao: Give me a pencil and a ruler, please.
2. Pingping: Give me a ruler and a book, please.
3. Long Yiming: Give me a book and a rubber, please.
4. Feifei: Give me a rubber, please.
(1. AD 2. CD 3. AD 4. B)

- 三、1. This is my ear.
2. This is my face.
3. This is my mouth.
4. This is my nose.
5. This is my eye.
(1.  2.  3.  4.  5. )

- 四、1. Lucy: Good morning!
John: Good morning!
2. Jack: Goodbye!
Amy: Goodbye!
3. Ann: Hello!
Peter: Hi!
4. Danny: Good afternoon!
Eddie: Good afternoon!
5. Pingping: Give me a ruler, please.
Feifei: Here you are.
(5 3 4 2 1)

- 五、1. M1: Good afternoon.
M2: Good afternoon.
2. This is my rubber.
3. Miss Wang: Good morning!
Students: Good morning!
4. Touch your mouth.
5. M: Give me a book, please.
W: Here you are.
6. This is my ear.
(1. ✓ 2. × 3. × 4. × 5. ✓ 6. ×)

- 六、1. Good afternoon!
2. Give me a pencil, please.
3. This is my rubber.
4. I have a big nose.
(1. B 2. A 3. B 4. B)

- 七、1. Good morning!
2. Give you an apple.
3. Good afternoon.
4. This is my picture.
(1. A 2. A 3. B 4. A)

[笔试部分]

- 一、1. × 2. × 3. ✓ 4. ✓ 5. ✓ 6. ✓
7. × 8. ×
二、1. B 2. A 3. A 4. A
三、1. —C 2. —D 3. —B 4. —A
四、1. B 2. D 3. A 4. C

Module 2 My family, my friends and me

Unit 4 I can sing

[听力部分]

- 一、1. dance 2. read 3. draw 4. sing
(4 3 2 1)
- 二、1. I can read. 2. I can sing.
3. I can dance. 4. I can draw a house.
(1. × 2. ✓ 3. ✓ 4. ✓)
- 三、1. I'm Danny. I can read.
2. I'm Eddie. I can draw.
3. I'm Kitty. I can sing.
4. I'm Alice. I can dance.
(1. —C 2. —A 3. —D 4. —B)
- 四、1. I can draw. 2. I can dance.
(1. A 2. B)
- 五、1. I can read.
2. I can draw a flower.
3. What can you do, Danny?
(1. A 2. A 3. B)

[笔试部分]

- 一、1. ✓ 2. × 3. ×
二、1. A 2. B 3. B
三、1. C 2. A 3. D 4. B

Unit 5 My family

[听力部分]

- 一、1. mother 2. grandfather 3. grandmother
4. father
(1. B 2. A 3. B 4. A)

- 二、1. grandfather 2. grandmother
3. brother 4. mother 5. father
(3 2 1 5 4)
- 三、1. He's my grandfather.
2. She can dance.
3. She's my mother.
4. Give me a ruler, please.
5. This is my grandfather.
6. This is my grandmother.
(1. × 2. √ 3. √ 4. × 5. √ 6. √)

- 四、1. This is my grandfather.
2. She is my mother.
3. Who is he? 4. Is she Kitty?
(1. B 2. A 3. B 4. B)


[笔试部分]

- 一、1. A 2. E 3. D 4. B 5. C
二、1. × 2. √ 3. × 4. √
三、1. C 2. D 3. A 4. B

Unit 6 My friends

[听力部分]

- 一、1. thin 2. tall 3. short 4. fat
(1 2 4 3)
- 二、1. Eddie is short. 2. Danny is fat.
3. Kitty is thin. 4. Alice is tall.
(1. —B 2. —D 3. —C 4. —A)
- 三、1. I am thin. 2. He's tall.
3. She can dance. 4. He is fat.



- 四、Hello, I'm Ann. These are my family.
I'm short. My father is tall and fat. My
mother is thin. My grandfather is tall. My
grandmother is fat.

	tall	short	fat	thin
		✓		
	✓		✓	
				✓
	✓			
			✓	

- 五、1. She is thin. 2. He can read.
3. He is thin. 4. He is tall.
5. She's my classmate.
(1. √ 2. √ 3. × 4. √ 5. √)

[笔试部分]

- 一、1. B 2. A 3. D 4. C
二、1. —D 2. —C 3. —A 4. —B
三、1. tall 2. thin 3. short 4. fat
四、1. √ 2. √ 3. √ 4. ×

Revision 2

[听力部分]

- 一、1. tall 2. draw 3. father 4. boy 5. she
(1. C 2. C 3. A 4. B 5. C)
- 二、1. fat 2. sing 3. grandfather 4. draw
5. tall 6. dance 7. short 8. grandmother
(3 1 7 4 6 8 2 5)
- 三、1. I can sing. 2. He's my grandfather.
3. He's thin. 4. He's short.
5. She can dance.
(1. A 2. A 3. A 4. B 5. B)

四、1. I can draw.

2. This is my father.
3. She is my mother.
4. Look! This is Ben. He's tall.
5. This is Alice. She's thin.
(1. × 2. √ 3. × 4. √ 5. ×)

- 五、1. This is my mother. She's thin. She can
dance.
2. This is my father. He's tall. He can read.
3. This is my grandfather. He's fat. He can
draw.
4. This is my grandmother. She's short.
She can sing.
(1. —B—b 2. —A—a 3. —D—c
4. —C—d)

- 六、1. This is my brother. 2. I can read.
3. She is my mother. 4. She's short.
5. She can dance.
(1. A 2. A 3. B 4. A 5. A)

[笔试部分]

- 一、1. × 2. √ 3. × 4. × 5. × 6. √
二、1. B 2. A 3. B 4. B
三、1. tall 2. sing 3. father 4. read 5. fat
四、1. √ 2. √ 3. √ 4. × 5. ×
五、1. B 2. C 3. A

期中检测

[听力部分]

- 一、1. ear 2. pencil 3. sing 4. tall

5. mother
(1. A 2. C 3. A 4. A 5. B)
- 二、1. afternoon 2. rubber 3. dance 4. eye
5. fat 6. father
(1. B 2. A 3. B 4. B 5. A 6. B)

三、1. He can read. 2. Good morning!

3. Give me a pencil, please.
4. She is my grandmother.
5. This is my ear. 6. I am tall.
(2 3 6 1 4 5)

四、1. She can draw.

2. This is my face.
3. Give me a ruler, please.
4. She's my mother.
5. He's tall.
6. Hello!
(1. × 2. √ 3. √ 4. √ 5. √ 6. ×)

五、1. Give me a pencil, please.

2. —Who's she? —She's my grandmother.
3. This is my ear.
4. —What can you do? —I can draw.
5. Look! She's thin.
(1. B 2. A 3. B 4. A 5. B)

六、1. Give me a book, please.

2. He's my grandfather.
3. This is my mouth.
4. I can read.
5. He's short.
(1. A 2. A 3. A 4. B 5. A)

[笔试部分]

一、画图略

1. —C 2. —B 3. —D 4. —A
二、1. 4 2. 2 3. 5 4. 1
5. 2 6. 1 7. 3 8. 2

三、1. A 2. B 3. B 4. A 5. A 6. A

四、1. B 2. A 3. B 4. B 5. A

五、1. D 2. A 3. C 4. B

Module 3 Places and activities

Unit 7 Let's count

[听力部分]

- 一、1. four books 2. one boy 3. two rulers
4. five pencils 5. three rabbits
6. six rubbers
(1. 4 2. 1 3. 2 4. 5 5. 3 6. 6)
- 二、1. 316 2. 5432 3. 5453016
(1. 316 2. 5432 3. 5453016)
- 三、1. three books 2. two eyes 3. six pencils
4. one mouth 5. two rulers

- (1. B 2. A 3. B 4. B 5. B)

四、1. three girls 2. five books

3. four rubbers 4. three rabbits
5. two pencils 6. one ear
(1. × 2. × 3. √ 4. √ 5. × 6. ×)

[笔试部分]

- 一、4 1 5 2 6 3
二、1. C 2. B 3. A 4. D
三、1. B 2. B 3. A 4. B

Unit 8 Apples, please

[听力部分]

- 一、1. orange 2. peach 3. apple 4. pear
(从左到右: 2 3 4 1)

- 二、1. pears 2. peach 3. six
(1. A 2. B 3. B)

- 三、1. I'm Kitty. I have six oranges.
2. I'm Alice. I have two pears.
3. I'm Danny. I have three apples.
4. I'm Eddie. I have five peaches.
(1. B 2. A 3. D 4. C)

- 四、Mum: Three peaches, two apples and four
oranges, please.

- Kitty: Here you are.
(1 2 6)

- 五、1. —How many pears?
—Three pears.
2. —How many apples?
—Two apples.
3. —How many peaches?
—One peach.
4. —How many rulers?
—Five rulers.
5. —How many oranges?
—Six oranges.
6. —How many rabbits?
—Two rabbits.
(1. √ 2. × 3. √ 4. × 5. √ 6. √)

[笔试部分]

- 一、1. C 2. A 3. D 4. B
二、1. × 2. √ 3. × 4. √

Unit 9 May I have a pie?

[听力部分]

- 一、1. hamburger 2. cake 3. pizza 4. pie
(3 1 2 4)
- 二、1. A cake, please. 2. A pizza, please.
3. A pie, please. 4. A hamburger, please.

1

深圳

一年级英语 上 最新修订

同步作业类

主编 万志勇

网小状元 黄作业本



扫内文二维码**免费**获取听力资源



龍門書局 | 龙门品牌·学子至爱
www.longmenshuju.com

班级_____ 姓名_____ 学号_____

HN



Module 3 Places and activities

Unit 7 Let's count



Listening Part



听力音频

一、听录音,用数字写出下列物品的数量。



1. ()



2. ()



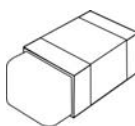
3. ()



4. ()



5. ()



6. ()

二、听录音,写出相应的数字。



1.

3 _____



2.

_____ 43 _____



3.

5 _____ 5 _____ 01 _____

三、听录音,选择与你所听到的内容相符的图片,将其序号填入题前括号里。

() 1. A.



B.



() 2. A.



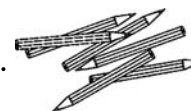
B.



() 3. A.



B.



() 4. A.



B.



() 5. A.



B.



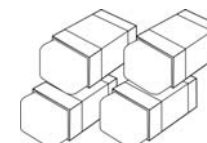
四、听录音,判断下列图片与你所听到的内容是否相符,相符的打“√”,不相符的打“×”。



1. ()




2. ()



3. ()



—How many rabbits? —Six rabbits. —有多少只兔子? —有六只兔子。



4. ()



5. ()





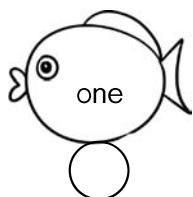



6. ()



Writing Part

一、放学了,老师让小鱼排好队回家,你能帮它们把队伍排好吗?



二、算一算,选择正确的选项,将其序号填入题前括号里。

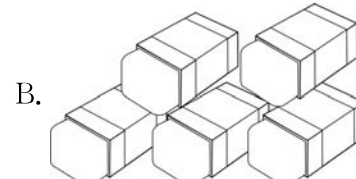
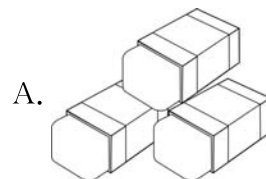
- | | |
|---------|---------|
| A. five | B. two |
| C. six | D. four |

() 1. three + three = _____ () 2. four - two = _____



() 3. one + four = _____ () 4. five - one = _____

三、读对话,选出相应的图片,将其序号填入题前括号里。


1. () —How many rubbers? —Five rubbers.



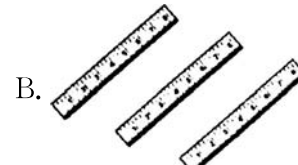
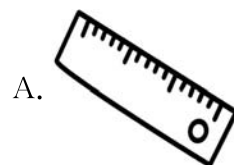
2. () —How many pencils? —Six pencils.



3. () —How many rabbits? —Four rabbits.



4. () —How many rulers? —Three rulers.





Unit 8 Apples, please



Listening Part



听力音频


一、听录音,用数字给下列图片排序。




二、听录音,选择你所听到的单词,将其序号填入题前括号里。

- | | | |
|-----------------|------------|------------|
| () 1. A. pears | B. oranges | C. bananas |
| () 2. A. apple | B. peach | C. fruit |
| () 3. A. three | B. six | C. four |

三、听录音,选一选下列小朋友分别有多少个水果。




- () 1. A. two pears




() 2.

B. six oranges



() 3.

C. five peaches



() 4.

D. three apples

四、听录音,Kitty 和妈妈在做水果沙拉,请用“√”勾出妈妈需要的水果。



1. ()



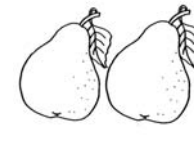
2. ()



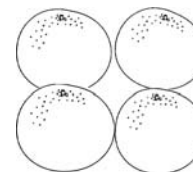
3. ()



4. ()


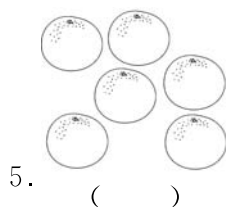
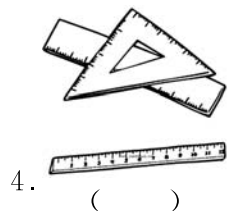

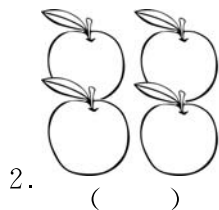
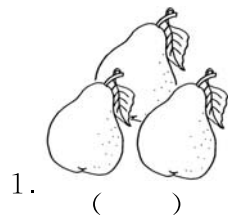


5. ()





6. ()


五、听录音,判断下列图片与你所听到的内容是否相符,相符的打“√”,不相符的打“×”。



一、给下列短语选择相应的图片,将其序号填入题前括号里。



() 3. two oranges



() 4. six pears

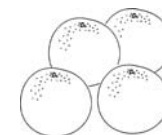


二、看图,判断下列对话与图片是否相符,相符的打“√”,不相符的打“×”。

() 1. —How many pears?
—Two pears.



() 2. —How many oranges?
—Four oranges.



() 3. —How many peaches?
—Three peaches.



() 4. —Here you are.
—Thank you.





Unit 9 May I have a pie?

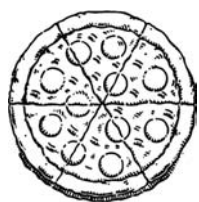


Listening Part




听力音频

一、听录音,用数字给下列图片排序。



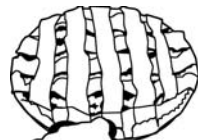
()



()

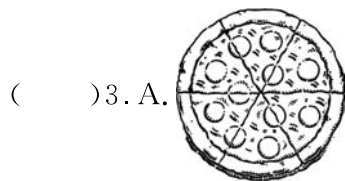

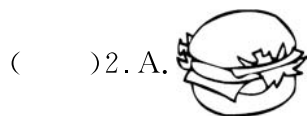


()



()

二、听录音,选择与你所听到的内容相符的图片,将其序号填入题前括号里。



() 4. A.




B.



三、听录音,根据你所听到的内容连线。

1.



2.



3.




4.



A.



B.



C.



D.



四、听录音,判断下列句子与你所听到的内容是否相符,相符的打“√”,不相符的打“×”。

() 1. This is a hamburger.

() 2. May I have a cake, please?


() 3. Can I help you?

() 4. Give me two pies, please.

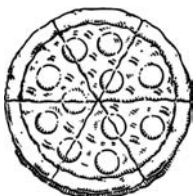
Writing Part

一、选择与下列图片对应的短语,将其序号填入括号里。

- A. a hamburger B. a pie
C. a pizza D. a cake



1. ()



2. ()



3. ()



4. ()

二、读句子,选出相应的图片,将其序号填入题前括号里。


() 1. May I have a hamburger, please?




() 2. This is a pizza.



() 3. This is a pie.



() 4. May I have a cake, please?



三、根据情景选择最佳答案,将其序号填入题前括号里。

() 1. 当你去商店购物时,售货员会对你说:

A. Can I help you?

B. Can you help me?

() 2. 如果你想要一个苹果派,你应该这么说:

A. May I have a pizza, please?

B. May I have an apple pie, please?

() 3. 当你把东西递给别人时,你应该说:

A. Peaches, please.

B. Here you are.

() 4. 如果你想对别人表示感谢,你应该说:

A. Goodbye.

B. Thank you.



Revision 3




Listening Part

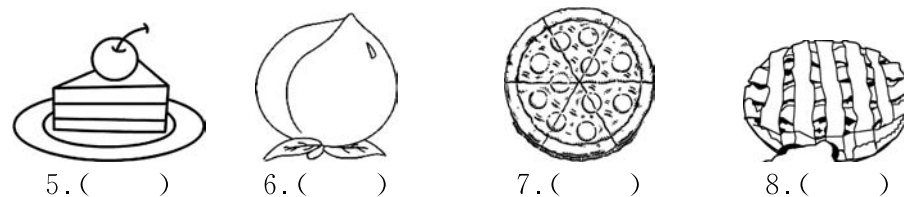
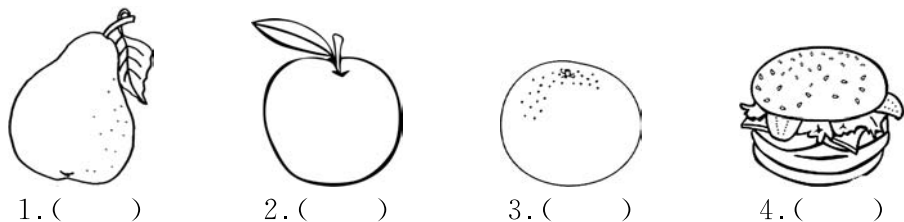


听力音频

一、听录音,用数字给下列图片排序。



二、听录音, Alice 的好朋友来她家作客, 请用“√”勾出他们需要的食物。

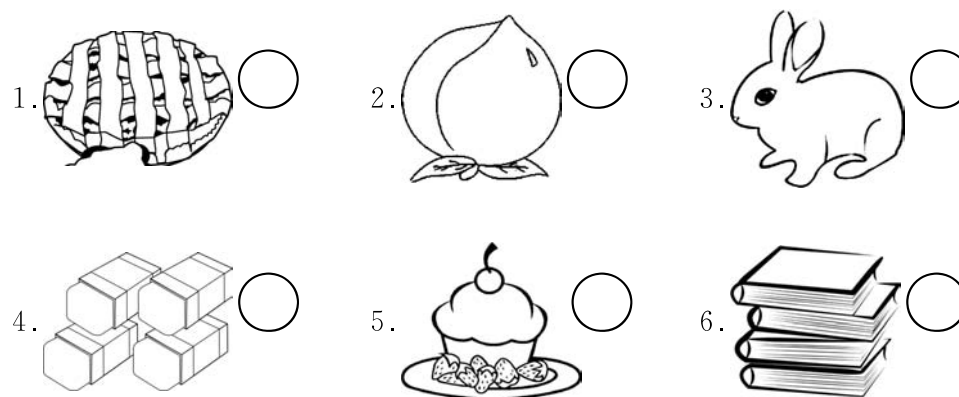


三、听录音,圈出你所听到的单词。









1. (Four/ Five) peaches, please.
2. Six (apples/ oranges), please.
3. How many (books/ pencils)?
4. May I have a (pie/ cake), please?

四、听录音,判断下列图片与你所听到的内容是否相符,相符的打“√”,


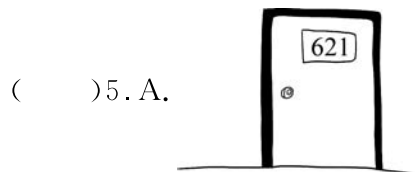
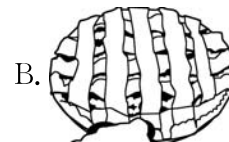
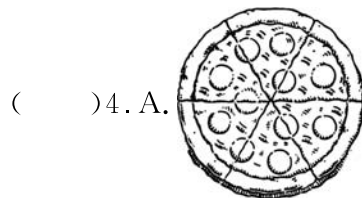
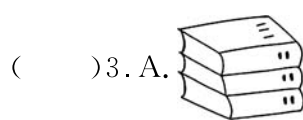
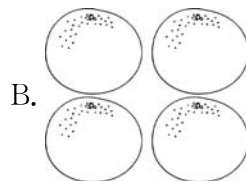
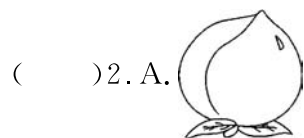
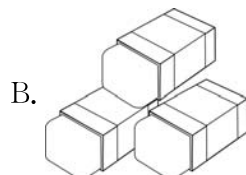
不相符的打“×”。



五、听录音,小朋友们在介绍自己拥有的水果,在相应栏中写出数量。

六、听录音,选择与你所听到的内容相符的图片,将其序号填入题前括号里。



七、听录音,根据你所听到的内容选择合适的答语,将其序号填入题前括号里。

() 1. A. Thank you.

B. OK.

() 2. A. Three pears.

B. Four oranges.

() 3. A. Here you are.


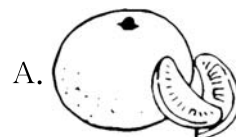
B. Apples, please.

() 4. A. Two books.

B. Six pencils.



八、听录音,根据你所听到的内容选出正确的图片。

() 1. How many _____?

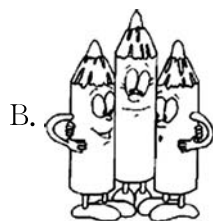
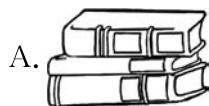




() 2. May I have a _____?



() 3. Three _____, please.



Writing Part

一、给下列单词归类，将其序号填在横线上。


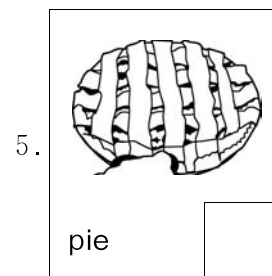

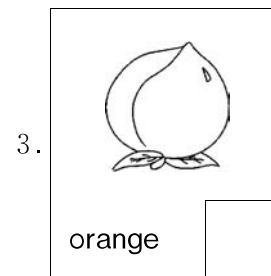
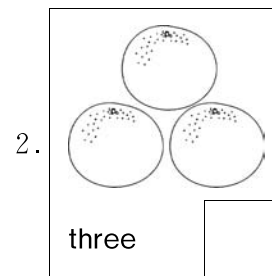
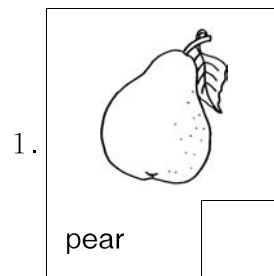
- | | | |
|--------------|-----------|----------|
| A. three | B. peach | C. pie |
| D. cake | E. five | F. apple |
| G. hamburger | H. orange | I. pizza |

水果类: _____

数字类: _____

食物类: _____

二、判断下列图片与单词是否相符，相符的打“√”，不相符的打“×”。




三、看图，判断下列句子与图片是否相符，相符的打“√”，不相符的打“×”。

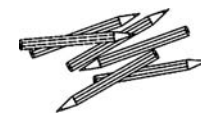
() 1. May I have an orange, please?



() 2. May I have a pizza, please?

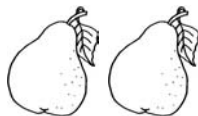


() 3. —How many pencils? —Six pencils.



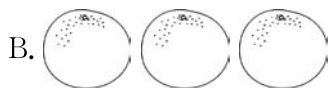
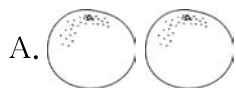


() 4. —How many peaches? —Two peaches.

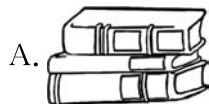


四、读对话,选择对应的图片,将其序号填入题前括号里。

() 1. —How many oranges? —Two oranges.



() 2. —How many books? —Six books.



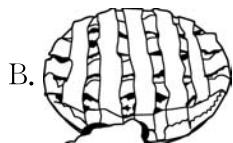
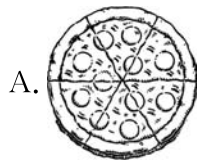
() 3. —May I have a hamburger, please?

—Here you are.



() 4. —May I have a pizza, please?

—Here you are.



五、根据下列情景选择最佳答案,将其序号填入题前括号里。

() 1.

How many oranges?



A. Five oranges.

B. I have five.

C. It is five.

() 2.

Give me a pie, please.



A. Thank you.

B. Here you are.

C. Two pies.

—What's this? —It's a chick. —这是什么? —这是一只小鸡。

Module 4



Module 4 The world around us

Unit 10 On the farm




Listening Part


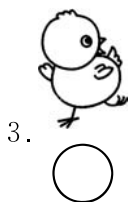




听力音频


一、听录音,根据下列动物的声音判断分别是哪种动物,用数字标出序号。



二、听录音,在圆圈内写出下列动物的数量。



三、听录音,选择与你所听到的内容相符的图片,将其序号填入题前括号里。



() 2. A.



B.



() 3. A.



B.




() 4. A.



B.



四、听录音,用数字给下列动物排序。



五、听录音,判断下列句子与你所听到的内容是否相符,相符的打“√”,不相符的打“×”。

() 1. This is a pig.

() 2. That is a chick.

() 3. What's that?


() 4. Quack... Quack... I'm a duck.

() 5. Hello! I'm a chick. Peep... Peep...

Writing Part

一、下列声音分别是哪种动物发出的? 连一连。

1. moo 2. peep 3. oink 4. quack



二、读对话或句子,选择对应的图片,将其序号填入题前括号里。

() 1. —What's this? —It's a chick.




() 2. —What's that? —It's a cow.



() 3. This is a duck.



() 4. Hello! I'm a pig. Oink... Oink...




三、看图,判断下列对话或句子与图片是否相符,相符的打“√”,不相符的打“×”。


() 1. —What's this? —It's a pig.



() 2. —What's that? —It's a duck.



() 3. Peep... Peep... I'm a chick.



() 4. This is a cow.





Unit 11 In the zoo







Listening Part





听力音频


一、听录音,选择与你所听到的内容相符的图片,将其序号填入题前括号里。



二、听录音,用数字给下列图片排序。



三、听录音,判断下列图片与你所听到的内容是否相符,相符的打“√”,不相符的打“×”。



四、听录音,圈出你所听到的单词。

1. —What's (this/ that)? —It's a (bear/ monkey).

2. It's a (panda/ cow). It's (fat/ thin).

3. —Is this a (monkey/ panda)? —(Yes/ No).

4. —Is that a (pig/ panda)? —(Yes/ No).

5. —Is this a (tiger/ bear)? —No. It's a (tiger/ bear).



—Is that a bear? —No, it's a tiger. —那是一只熊吗? —不是,那是一只老虎。

Writing Part

一、看图,连一连。

1. three pandas



2. two monkeys




3. six tigers



二、读对话,选择相应的图片,将其序号填入题前括号里。

() 1. —What's that? —It's a bear.



() 2. —What's this? Is it a monkey?

—Oh, yes!



() 3. —Is that a panda? —No. It's a tiger.






三、选出与下列图片相符的句子或对话,将其序号填在圆圈内。

A. —What's that? —It's a tiger. It's thin.

B. This is a bear. It's tall.

C. Look at the panda. It's fat.

D. —Is it a monkey? —Yes!



—What colour is it? —It's red. —它是什么颜色的? —它是红色的。

Module 4



Unit 12 In the park



Listening Part

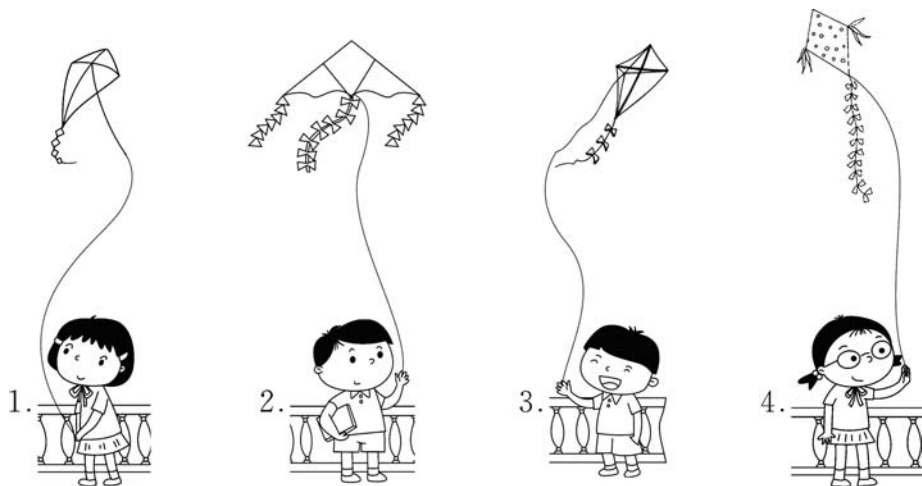


听力音频

一、听录音,圈出你所听到的单词。

1. It's (red/ yellow).
2. The pencil is (green/ blue).
3. This is (orange/ red).
4. It's (blue/ brown).

二、听录音,给下列小朋友放的风筝涂上相应的颜色。



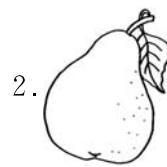
三、听录音,圈出与下列水果相对应的颜色。



1.

A. green


B. red



2.

A. yellow

B. green



3.

A. yellow

B. red

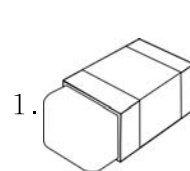


4.

A. orange

B. red

四、听录音,下面实物各是什么颜色,请连线。



1.



2.



3.



4.

A. red

B. yellow





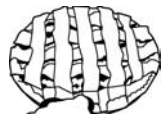

C. blue

D. green



Colour the rubber yellow. 把这块橡皮擦涂成黄色。

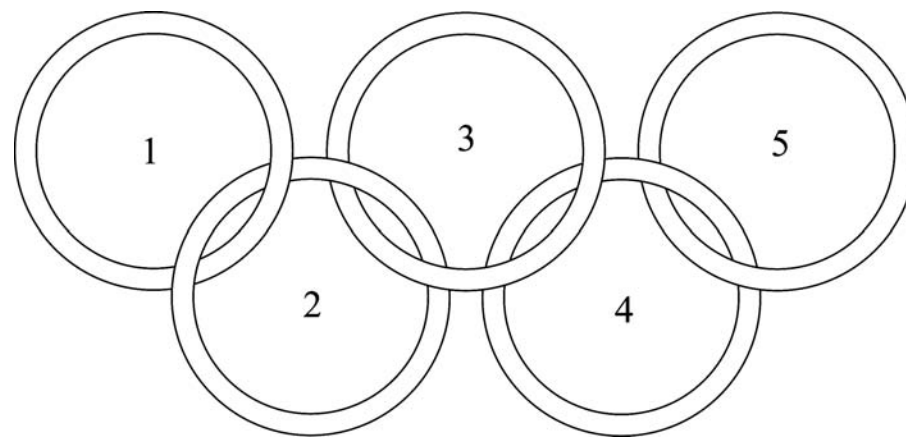
五、听录音,判断下列图片颜色与你所听到的内容是否相符,相符的打“√”,不相符的打“×”。

1.  红色
2.  棕色
3.  蓝色
4.  黄色
5.  橙色
6.  红色

二、给下列颜色词涂上相应的颜色。

green yellow
blue orange
brown red

三、读一读,给奥运五环涂色。











1. Colour it blue.
2. Colour it yellow.
3. Colour it black.
4. Colour it green.
5. Colour it red.



Writing Part

一、连一连,帮下面的鸡宝宝找妈妈。

1.  蓝色的
 2.  红色的
 3.  黄色的
 4.  绿色的
-
- A.  yellow
 - B.  blue
 - C.  green
 - D.  red



Revision 4



Listening Part





听力音频

一、听录音,选出你所听到的单词,将其序号填入题前括号里。

- | | | |
|------------------|----------|-----------|
| () 1. A. monkey | B. panda | C. tiger |
| () 2. A. red | B. blue | C. yellow |
| () 3. A. chick | B. cow | C. pig |
| () 4. A. moo | B. peep | C. oink |
| () 5. A. brown | B. green | C. orange |

二、听录音,用数字给下列图片排序。






三、听录音,圈出你所听到的单词。

- What's (this/ that)? —It's a duck.
- Is this a (cow/ pig)? —(Yes/ No).

3. —What's that? —It's a (monkey/ pig).




4. —What colour is the apple? —It's (green/ red).

四、听录音,下列图片各是什么颜色,请连线。







- | | | | |
|----------|-----------|----------|---------------------|
| A. white | B. yellow | C. brown | D. yellow and black |
|----------|-----------|----------|---------------------|

五、听录音,选择与你所听到的内容相符的图片,将其序号填入题前括号里。




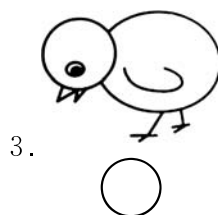
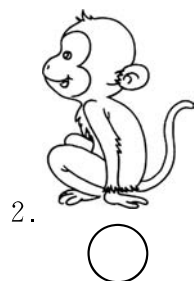





—Where? —It's in the tree. —在哪里? —它在树上。



六、听录音,判断下列图片与你所听到的内容是否相符,相符的打“√”,不相符的打“×”。



七、听录音,选择你所听到的句子或对话,将其序号填入题前括号里。

() 1. A. The orange is orange.

B. The pear is yellow.

() 2. A. —What's this? —It's a chick.

B. —What's that? —It's a pig.

() 3. A. Is that a tiger?

B. Is that a panda?

() 4. A. —What colour is the peach? —It's green.

B. —What colour is the peach? —It's red.

八、听录音,根据你所听到的问句选择合适的答语,圈出正确答案的序号。

1. A. It's a monkey.

B. Five monkeys.

2. A. Yes. It's a panda.

B. No. It's a panda.

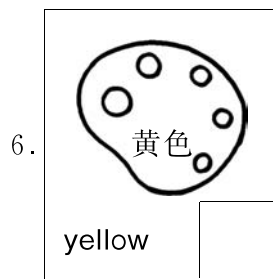


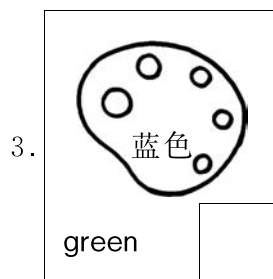


3. A. She's my grandmother.

B. It's yellow.



Writing Part

一、判断下列图片与单词是否相符,相符的打“√”,不相符的打“×”。





二、读对话或句子,选择相应的图片,将其序号填入题前括号里。


() 1. —What's this? —It's a panda.





() 2. —Is that a chick? —No. It's a duck.




() 3. Moo... Moo... I'm a cow.



() 4. —What colour is the book? —It's green.



() 5. —What's that? —It's a tiger.





三、看图,选择正确的答案,将其序号填入题前括号里。

() 1. —What's this?

—It's a _____.

A. bear B. pig



() 2. —Is that a tiger?

—No. It's a _____.

A. cow B. panda



() 3. —What colour is the pear?

—It's _____.

A. yellow B. brown




() 4. —Is that a _____?

—Yes.

A. chick B. duck



四、选择合适的句子补全对话,将其序号填在横线上。



A. Is it a cow?

B. Look! What's that?

C. Six chicks.

D. It's yellow.

- 二、1. grandfather 2. grandmother
3. brother 4. mother 5. father
(3 2 1 5 4)
- 三、1. He's my grandfather.
2. She can dance.
3. She's my mother.
4. Give me a ruler, please.
5. This is my grandfather.
6. This is my grandmother.
(1. × 2. √ 3. √ 4. × 5. √ 6. √)

- 四、1. This is my grandfather.
2. She is my mother.
3. Who is he? 4. Is she Kitty?
(1. B 2. A 3. B 4. B)

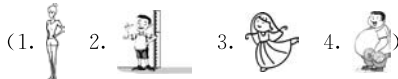
[笔试部分]

- 一、1. A 2. E 3. D 4. B 5. C
二、1. × 2. √ 3. × 4. √
三、1. C 2. D 3. A 4. B

Unit 6 My friends

[听力部分]

- 一、1. thin 2. tall 3. short 4. fat
(1 2 4 3)
- 二、1. Eddie is short. 2. Danny is fat.
3. Kitty is thin. 4. Alice is tall.
(1. —B 2. —D 3. —C 4. —A)
- 三、1. I am thin. 2. He's tall.
3. She can dance. 4. He is fat.



- 四、Hello, I'm Ann. These are my family.
I'm short. My father is tall and fat. My mother is thin. My grandfather is tall. My grandmother is fat.

	tall	short	fat	thin
		✓		
	✓		✓	
				✓
	✓			
			✓	

- 五、1. She is thin. 2. He can read.
3. He is thin. 4. He is tall.
5. She's my classmate.
(1. √ 2. √ 3. × 4. √ 5. √)

[笔试部分]

- 一、1. B 2. A 3. D 4. C
二、1. —D 2. —C 3. —A 4. —B
三、1. tall 2. thin 3. short 4. fat
四、1. √ 2. √ 3. √ 4. ×

Revision 2

[听力部分]

- 一、1. tall 2. draw 3. father 4. boy 5. she
(1. C 2. C 3. A 4. B 5. C)
- 二、1. fat 2. sing 3. grandfather 4. draw
5. tall 6. dance 7. short 8. grandmother
(3 1 7 4 6 8 2 5)
- 三、1. I can sing. 2. He's my grandfather.
3. He's thin. 4. He's short.
5. She can dance.
(1. A 2. A 3. A 4. B 5. B)

- 四、1. I can draw.
2. This is my father.
3. She is my mother.
4. Look! This is Ben. He's tall.
5. This is Alice. She's thin.
(1. × 2. √ 3. × 4. √ 5. ×)

- 五、1. This is my mother. She's thin. She can dance.
2. This is my father. He's tall. He can read.
3. This is my grandfather. He's fat. He can draw.
4. This is my grandmother. She's short. She can sing.
(1. —B—b 2. —A—a 3. —D—c 4. —C—d)

- 六、1. This is my brother. 2. I can read.
3. She is my mother. 4. She's short.
5. She can dance.
(1. A 2. A 3. B 4. A 5. A)

[笔试部分]

- 一、1. × 2. √ 3. × 4. × 5. × 6. √
二、1. B 2. A 3. B 4. B
三、1. tall 2. sing 3. father 4. read 5. fat
四、1. √ 2. √ 3. √ 4. × 5. ×
五、1. B 2. C 3. A

期中检测

[听力部分]

- 一、1. ear 2. pencil 3. sing 4. tall

5. mother
(1. A 2. C 3. A 4. A 5. B)
- 二、1. afternoon 2. rubber 3. dance 4. eye
5. fat 6. father
(1. B 2. A 3. B 4. B 5. A 6. B)

- 三、1. He can read. 2. Good morning!
3. Give me a pencil, please.
4. She is my grandmother.
5. This is my ear. 6. I am tall.
(2 3 6 1 4 5)

- 四、1. She can draw.
2. This is my face.
3. Give me a ruler, please.
4. She's my mother.
5. He's tall.
6. Hello!
(1. × 2. √ 3. √ 4. √ 5. √ 6. ×)

- 五、1. Give me a pencil, please.
2. —Who's she? —She's my grandmother.
3. This is my ear.
4. —What can you do? —I can draw.
5. Look! She's thin.
(1. B 2. A 3. B 4. A 5. B)

- 六、1. Give me a book, please.
2. He's my grandfather.
3. This is my mouth.
4. I can read.
5. He's short.
(1. A 2. A 3. A 4. B 5. A)

[笔试部分]

- 一、画图略
1. —C 2. —B 3. —D 4. —A
- 二、1. 4 2. 2 3. 5 4. 1
5. 2 6. 1 7. 3 8. 2
- 三、1. A 2. B 3. B 4. A 5. A 6. A
- 四、1. B 2. A 3. B 4. B 5. A
- 五、1. D 2. A 3. C 4. B

Module 3 Places and activities

Unit 7 Let's count

[听力部分]

- 一、1. four books 2. one boy 3. two rulers
4. five pencils 5. three rabbits
6. six rubbers
(1. 4 2. 1 3. 2 4. 5 5. 3 6. 6)
- 二、1. 316 2. 5432 3. 5453016
(1. 316 2. 5432 3. 5453016)
- 三、1. three books 2. two eyes 3. six pencils
4. one mouth 5. two rulers

- (1. B 2. A 3. B 4. B 5. B)

- 四、1. three girls 2. five books
3. four rubbers 4. three rabbits
5. two pencils 6. one ear
(1. × 2. × 3. √ 4. √ 5. × 6. ×)

[笔试部分]

- 一、4 1 5 2 6 3
二、1. C 2. B 3. A 4. D
三、1. B 2. B 3. A 4. B

Unit 8 Apples, please

[听力部分]

- 一、1. orange 2. peach 3. apple 4. pear
(从左到右: 2 3 4 1)
- 二、1. pears 2. peach 3. six
(1. A 2. B 3. B)
- 三、1. I'm Kitty. I have six oranges.
2. I'm Alice. I have two pears.
3. I'm Danny. I have three apples.
4. I'm Eddie. I have five peaches.
(1. B 2. A 3. D 4. C)

- 四、Mum: Three peaches, two apples and four oranges, please.
Kitty: Here you are.
(1 2 6)

- 五、1. —How many pears?
—Three pears.
2. —How many apples?
—Two apples.
3. —How many peaches?
—One peach.
4. —How many rulers?
—Five rulers.
5. —How many oranges?
—Six oranges.
6. —How many rabbits?
—Two rabbits.
(1. √ 2. × 3. √ 4. × 5. √ 6. √)

[笔试部分]

- 一、1. C 2. A 3. D 4. B
二、1. × 2. √ 3. × 4. √

Unit 9 May I have a pie?

[听力部分]

- 一、1. hamburger 2. cake 3. pizza 4. pie
(3 1 2 4)
- 二、1. A cake, please. 2. A pizza, please.
3. A pie, please. 4. A hamburger, please.

(1. A 2. B 3. B 4. A)

- 三、1. Eddie: May I have a cake, please?
2. Danny: May I have a hamburger, please?
3. Kitty: May I have a pie, please?
4. Alice: May I have a pizza, please?
(1. —C 2. —A 3. —D 4. —B)

- 四、1. This is a hamburger.
2. May I have a pie, please?
3. Can I help you?
4. Give me four pies, please.
(1. √ 2. × 3. √ 4. ×)

[笔试部分]

- 一、1. D 2. C 3. A 4. B
二、1. B 2. A 3. A 4. B
三、1. A 2. B 3. B 4. B

Revision 3

[听力部分]









- 一、1. five 2. pear 3. peach 4. pie
5. apples 6. cake 7. four 8. hamburger
(1 3 4 7 6 8 2 5)
二、A: May I have an apple, please?
B: May I have a hamburger, please?
C: A cake, please.
D: A pizza, please.
(2 4 5 7)

- 三、1. Five peaches, please.
2. Six oranges, please.
3. How many books?
4. May I have a cake, please?
(1. Five 2. oranges 3. books 4. cake)

- 四、1. —May I have a pie, please?
—Here you are.
2. —How many peaches?
—Two peaches, please.
3. —How many rabbits?
—One rabbit.
4. —Four rubbers, please.
—Here you are.

5. A hamburger, please.
6. —How many pencils?
—Four pencils, please.
(1. √ 2. × 3. √ 4. √ 5. × 6. ×)

- 五、1. I'm Kitty. I have two apples.
2. I'm Alice. I have one pear and three oranges.
3. I'm Eddie. I have five peaches.
4. I'm Danny. I have six oranges.

				
		2		
	1		3	
				5
			6	

- 六、1. three rubbers 2. four oranges
3. three books 4. a pie 5. six two one
(1. B 2. B 3. A 4. B 5. A)

- 七、1. Here you are.
2. How many oranges?
3. May I have two apples, please?
4. How many pencils?
(1. A 2. B 3. A 4. B)

- 八、1. How many pears?
2. May I have a cake?
3. Three books, please.
(1. B 2. B 3. A)

[笔试部分]

- 一、水果类: B F H
数字类: A E
食物类: C D G I
二、1. √ 2. √ 3. × 4. × 5. √ 6. √
三、1. √ 2. √ 3. √ 4. ×
四、1. A 2. B 3. A 4. A
五、1. A 2. B

Module 4 The world around us

Unit 10 On the farm

[听力部分]

- 一、1. peep 2. oink 3. quack 4. moo
(1 2 4 3)

- 二、1. two pigs 2. five cows
3. three chicks 4. six ducks
(1. 2 2. 5 3. 3 4. 6)

- 三、1. It's a cow. 2. It's a chick.
3. It's a duck. 4. It's a pig.
(1. A 2. A 3. B 4. A)

- 四、Look! What's that? It's a duck. What's that? It's a pig. What's this? It's a cow. What's this? It's a chick.



- 五、1. This is a pig.
2. That is a chick.
3. What's that?
4. Oink... Oink... I'm a pig.
5. Hello! I'm a chick. Peep... Peep...
(1. √ 2. √ 3. √ 4. × 5. √)

[笔试部分]

- 一、1. —B 2. —A 3. —D 4. —C
二、1. A 2. B 3. B 4. A
三、1. √ 2. √ 3. √ 4. √

Unit 11 In the zoo

[听力部分]

- 一、1. three monkeys 2. two pandas
3. four bears 4. three tigers
(1. B 2. A 3. A 4. A)
二、1. monkey 2. tiger 3. panda 4. bear
(2 4 1 3)
三、1. It's a monkey. 2. It's a panda.
3. It's a chick. 4. It's a tiger.
5. It's a bear. 6. It's a cow.
(1. √ 2. √ 3. × 4. √ 5. √ 6. √)

- 四、1. —What's this? —It's a monkey.
2. It's a cow. It's fat.
3. —Is this a panda? —Yes.
4. —Is that a pig? —No.
5. —Is this a bear? —No. It's a tiger.
(1. this; monkey 2. cow; fat
3. panda; Yes 4. pig; No
5. bear; tiger)

[笔试部分]

- 一、1. —B 2. —A 3. —C
二、1. B 2. A 3. A
三、1. B 2. C 3. D 4. A

Unit 12 In the park

[听力部分]

- 一、1. It's yellow. 2. The pencil is green.
3. This is orange. 4. It's blue.
(1. yellow 2. green 3. orange 4. blue)
二、1. Alice: My kite is blue.
2. Danny: My kite is red.
3. Eddie: My kite is green.

4. Kitty: My kite is yellow.

(涂色略)

提示: 1. blue 2. red 3. green 4. yellow)

- 三、1. The peach is green.
2. The pear is yellow.
3. The apple is red.
4. The orange is orange.
(1. A 2. A 3. B 4. A)

- 四、1. —What colour is the rubber?
—It's yellow.
2. —What colour is the pencil?
—It's red.

3. —What colour is the ruler?
—It's green.

4. —What colour is the book?
—It's blue.

- (1. —B 2. —A 3. —D 4. —C)

- 五、1. —What colour is the pig?
—It's red.

2. —What colour is the bear?
—It's brown.

3. —What colour is the chick?
—It's yellow.

4. —What colour is the tiger?
—It's yellow.

5. —What colour is the pie?
—It's brown.

6. —What colour is the pencil?
—It's blue.

- (1. √ 2. √ 3. × 4. √ 5. × 6. ×)

[笔试部分]

- 一、1. —B 2. —D 3. —A 4. —C
二、略
三、略

Revision 4

[听力部分]

- 一、1. tiger 2. yellow 3. chick 4. oink
5. brown

- (1. C 2. C 3. A 4. C 5. A)

- 二、1. chick 2. panda 3. bear 4. pig
(1 2 4 3)

- 三、1. —What's that? —It's a duck.
2. —Is this a cow? —No.
3. —What's that? —It's a monkey.
4. —What colour is the apple? —It's red.
(1. that 2. cow; No 3. monkey 4. red)

- 四、1. The monkey is brown.

2. The duck is yellow.
3. The pig is white.
4. The tiger is yellow and black.
(1.—C 2.—B 3.—A 4.—D)
五、1.—What's this? —It's a chick.
2.—What's that? —It's a tiger.
3.—Is that a bear? —No, it's a monkey.
4.—Is this a pig? —Yes.
5.—What colour is it? —It's green.
(1. A 2. B 3. B 4. A 5. B)

- 六、1. It's a pig.
2.—What's that? —It's a monkey.
3.—Is it a chick? —No.
4.—What colour is it? —It's red.
5.—Is that a bear? —Yes.
6.—What's this? —It's a panda.
(1. × 2. √ 3. × 4. √ 5. √ 6. ×)

- 七、1. The pear is yellow.
2.—What's that? —It's a pig.
3. Is that a panda?
4.—What colour is the peach?
—It's green.
(1. B 2. B 3. B 4. A)

- 八、1. What's that? 2. Is that a tiger?
3. What colour is it?
(1. A 2. B 3. B)

[笔试部分]

- 一、1. √ 2. × 3. × 4. × 5. √ 6. √
二、1. A 2. A 3. B 4. B 5. B
三、1. B 2. A 3. B 4. A
四、1. C 2. A 3. B 4. D

期末复习专项练习

听力

- 一、1. morning 2. ruler 3. dance
4. grandfather 5. hamburger 6. thin
(1. √ 2. × 3. √ 4. × 5. √ 6. ×)
二、1. This is a monkey.
2. She's my mother.
3. Three oranges, please.
4. The chick is yellow.
5. I can sing.
6. He's fat.
7. This is my mouth.
8. Give me a book, please.
(3 6 1 7 4 5 8 2)
三、1.—How many pears? —Five.
2. He's my father. He is tall.

- 3.—What colour is the pig? —It's brown.
4. Hello! I'm Ann. I can dance.
(1.—B 2.—A 3.—D 4.—C)
四、1.—How many peaches? —Five.
2. This is my mouth.
3.—Is that a panda? —No.
4. May I have a pizza?
(1. B 2. A 3. B 4. A)

单词

- 一、1. 动物: C G H 2. 文具: D E J
3. 家庭成员: B I L 4. 颜色: A F K
二、1. D 2. H 3. E 4. G 5. B
6. C 7. A 8. F
三、1. B 2. B 3. B 4. A 5. B

短语

- 一、1.—D 2.—B 3.—A 4.—C 5.—E
二、1.—C 2.—B 3.—D 4.—A
三、1. D 2. B 3. C 4. A

- 四、1. × 2. √ 3. ×

句型

- 一、1. A 2. B 3. C
二、1. √ 2. × 3. ×
三、1. B 2. D 3. A 4. E 5. C

期末检测(一)

[听力部分]

- 一、1. five 2. peach 3. pizza 4. pig
5. green
(1. B 2. A 3. A 4. C 5. C)
二、1. pie 2. four 3. peach 4. cow
5. panda 6. blue
(1. B 2. A 3. B 4. A 5. A 6. B)
三、1.—What colour is the chick?
—It's yellow.
2.—What colour is the cake?
—It's green.
3.—What colour is the apple?
—It's red.
4.—What colour is the pencil?
—It's blue.
(1.—C 2.—D 3.—B 4.—A)

- 四、1.—How many ducks? —Three ducks.
2. May I have a pie?
3. An orange, please.
4.—What's that? —It's a bear.
5.—Is this a monkey? —Yes!
6.—What colour is it? —It's red.

- (1. √ 2. × 3. √ 4. × 5. √ 6. √)

- 五、1.—How many pandas? —Three pandas.
2.—How many cakes? —Four.
3.—How many ducks? —Two.
4.—How many rubbers? —Six rubbers.
5.—How many pears? —Five.
(1. 3 2. 4 3. 2 4. 6 5. 5)

- 六、1. It's a chick. 2. It's a rabbit.
3. It's a tiger. 4. It's a monkey.
5. It's a pig. 6. It's a bear.
(1. × 2. √ 3. × 4. × 5. √ 6. √)

- 七、1.—What's this? —It's a pig.
2.—What colour is it? —It's yellow.
3. May I have a peach?
4.—What's that? —It's a tiger.
5.—How many books? —Six.
6. A pizza, please.
(6 2 4 3 1 5)

- 八、1. How many books?
2. May I have a cake, please?
3. What colour is the ruler?
4. Is that a tiger?
5. What's that?
(1. A 2. A 3. B 4. A 5. B)

[笔试部分]











- 一、1. 3 2. 3 3. 2 4. 6 5. 2 6. 4
二、1. B 2. A 3. B 4. B 5. A
三、1. E 2. D 3. C 4. A 5. B
四、1. D 2. B 3. C 4. A

期末检测(二)

[听力部分]

- 一、1. short 2. tiger 3. sing 4. mother
5. face 6. ruler
(1. B 2. B 3. A 4. A 5. B 6. A)
二、1. This is my mouth.
2. Three cakes, please.
3. He can draw.
4. It's a pig.
5. He's my father.
6. Give me a book, please.
(3 2 5 6 1 4)

- 三、I'm Ann. I want four cakes. This is my grandfather. He wants five oranges. This is my grandmother. She wants three apples. This is my father. He wants two hamburgers. This is my mother. She wants one pizza.

					
					4
				5	
	3				
		2			
			1		

- 四、1. The duck is short. It's blue.
2. The bear is tall. It's brown.
3. The monkey is thin. It's green.
4. The pig is fat. It's red.
(1.—C—b 2.—A—a 3.—B—d 4.—D—c)
五、1.—Who's he? —He's my father.
2.—Good morning. —Good morning.
3.—What's that? —It's a monkey.
4.—What can you do? —I can dance.
5. She's fat.
6.—How many pencils? —Six.
7. A pie, please.
8. This is my nose.
(1. √ 2. √ 3. × 4. × 5. × 6. √ 7. √ 8. √)

- 六、1. Give me a pencil, please.
2.—Who's he? —He's my father.
3.—Is that a monkey? —No.
4.—What can you do? —I can draw.
5.—How many cakes? —Two.
(1. A 2. A 3. B 4. B 5. A)

- 七、1. What colour is it?
2. What can she do?
3. How many pies?
4. What's this?
5. Who's he?
(1. A 2. B 3. B 4. A 5. A)

[笔试部分]

- 一、1. × 2. × 3. √ 4. × 5. √ 6. ×
二、1. 水果: D H J 2. 五官: B G I
3. 数字: A C K 4. 食物: E F L
三、1.—D 2.—A 3.—E 4.—C 5.—B
四、1. C 2. D 3. A 4. B
五、1. × 2. √ 3. × 4. √ 5. ×